

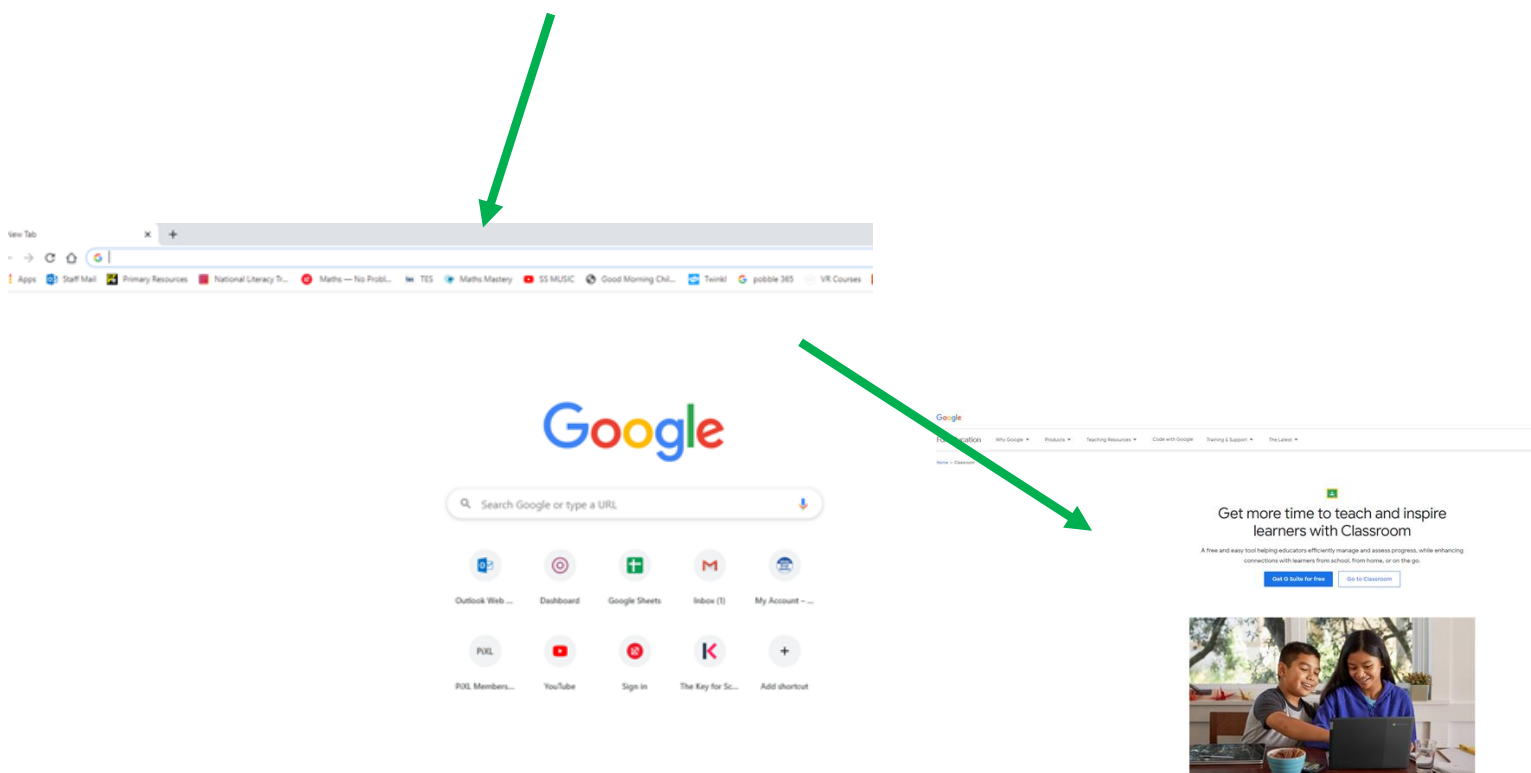
# Google Classroom Access Guide

## Step One

Your child has been given login details to access their Google Classroom account.

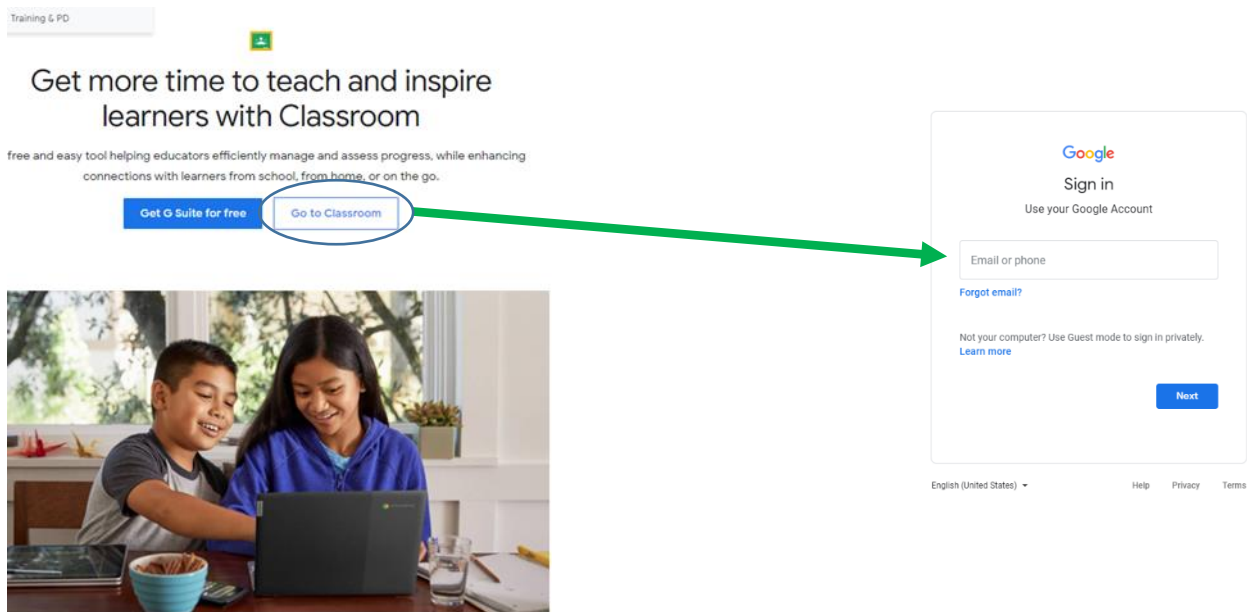
## Step Two

In the web browser tab, enter the web address <http://classroom.google.com>. This will take you onto the website.



# Step Three

Click on and enter the email address and password from the login details your child has been given.



Training & PD

Get more time to teach and inspire learners with Classroom

free and easy tool helping educators efficiently manage and assess progress, while enhancing connections with learners from school, from home, or on the go.

Get G Suite for free

Go to Classroom

Google

Sign in

Use your Google Account

Email or phone

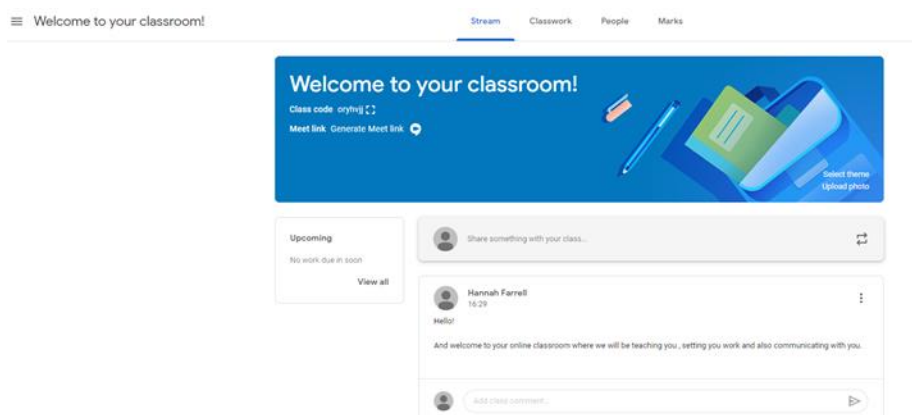
Forgot email?

Not your computer? Use Guest mode to sign in privately. [Learn more](#)

Next

English (United States) Help Privacy Terms

# Step Four



Welcome to your classroom!

Stream Classwork People Marks

Welcome to your classroom!

Class code: oryhij

Meet link: Generate Meet link

Select theme Upload photo

Upcoming

No work due in soon

View all

Share something with your class...

Hannah Farrell

10:29

Hello

And welcome to your online classroom where we will be teaching you, setting you work and also communicating with you.

Add class comment...

You have now gained access to the Google Classroom for your child!

Your class teacher will use the classroom to:

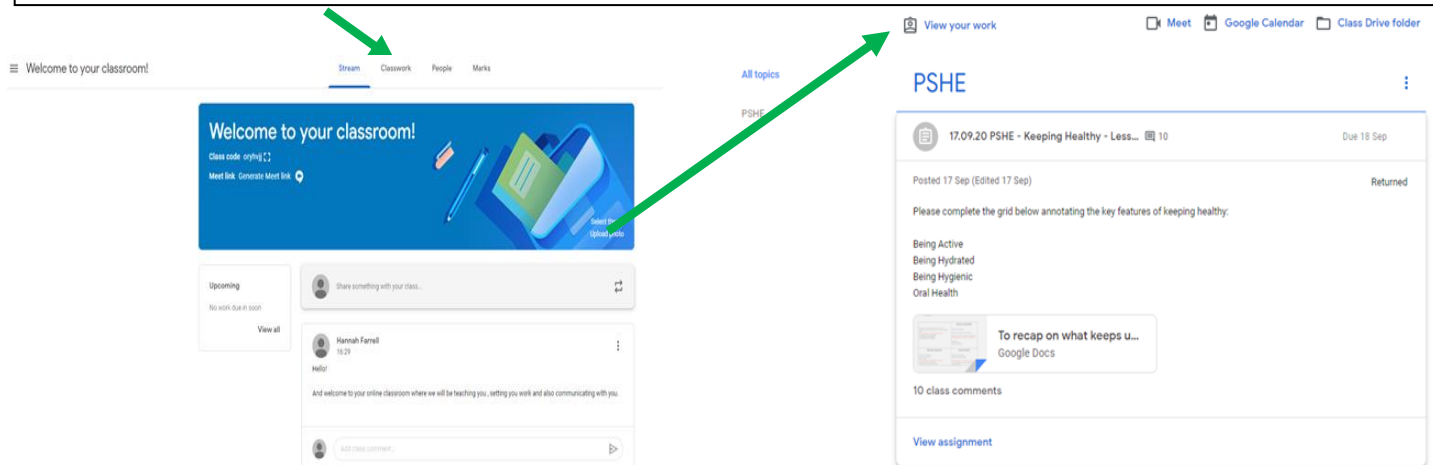
- Upload work for your child to complete if they are self-isolating.
- Provide live teaching when your child is self-isolating.
- Upload the homework sheet for your child each week (even when attending school).

# Google Classroom Pupil Work

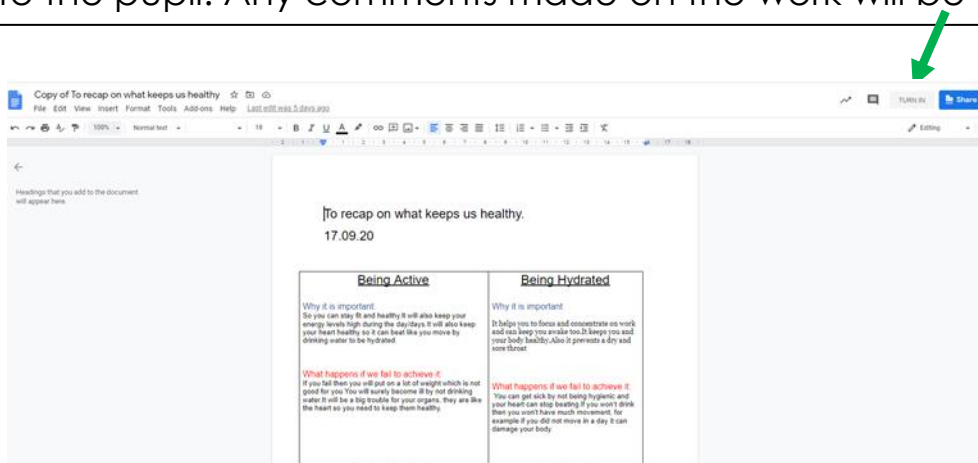
Notifications of class activities will be visible on the Google Classroom main page. Pupils (or parents on behalf of younger pupils) can comment on this main page but they cannot post.

Click on Class work. Folders will appear for different subjects.

Click into the subject and the work will appear on the screen. Work will be dated to show which work is set for which day.



Click on the work to open it. Some documents will allow you to edit it on the computer and add your answers. Others will just be a document for you to view. Once a piece of work is completed, the pupil needs to click on '**Turn In**' so the work is sent to the teacher. Once viewed, the teacher will return it back to the pupil. Any comments made on the work will be visible.



When delivering a **live lesson**, a link will be made available on the Google Classroom home page for pupils to access.

Whilst viewing a live lesson, please:

- Listen carefully to the teacher and follow their instructions.
- Mute your microphone.
- Leave the video call once the teacher has told you to.

If a parent has any questions about Google Classroom, please contact the office who can pass the message on to the relevant teacher.